

Reference date:
30.06.2025.

Raiffeisen ESG Balanced Fund of Funds

Climate crisis, global warming, growing social inequality, environmental pollution. Well known things continuously broadcasted by the media and all of them mean serious threat to humanity. With Raiffeisen ESG Balanced Fund our clients can benefit from the performance of companies which are committed to decrease these risks and make the environment and society sustainable. Raiffeisen ESG Balanced Fund of Funds is a balanced fund, the portfolio consists of 50% equities and 50% bonds. The fund invests in securities indirectly via a fund of fund structure.

recommended minimum investment horizon:

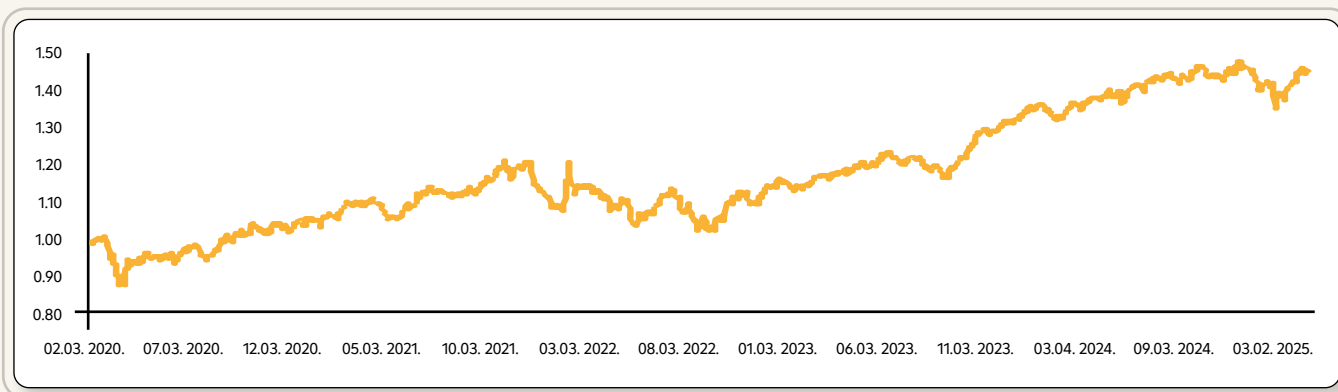
3M 6M 1Y 2Y **3Y** 4Y 5Y

KID risk level (SRRI)

The EUR and USD series can have different risk ratings.

1 2 **3** 4 5 6 7

PERFORMANCE DURING THE ACTUAL INVESTMENT STRATEGY SHARE CLASS 'A' (HUF)



Past performance is not guarantee of future performance.

INTRODUCTION OF THE FUND

Share classes	A series	F series	U series
Currency	HUF	EUR	USD
Investment strategy inception date	29.01.2020.	29.01.2020.	29.01.2020.
ISIN	HU0000724414	HU0000724430	HU0000724422
Price	1,455800 HUF	1,069374 €	1,142826 USD
Share class net asset value	12 038 724 106 HUF	11 758 488 €	5 426 641 USD
Total net asset value	18 586 400 856 HUF		
Category	multi assets balanced fund		

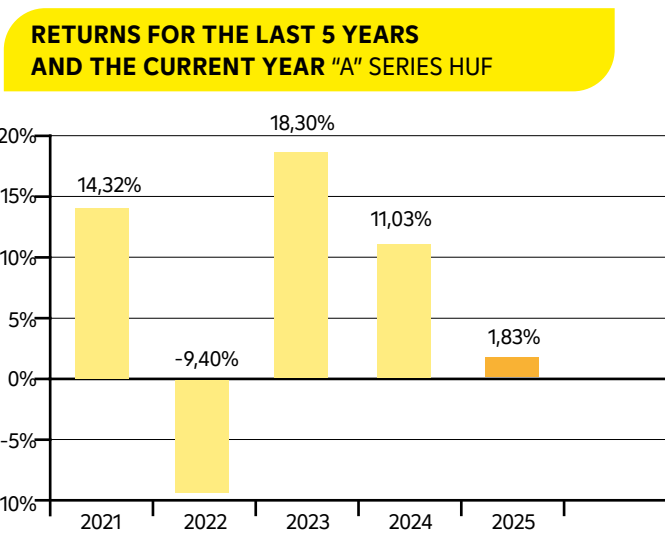


BEST MIXED BALANCED ESG FUND
RAIFFEISEN ESG BALANCED FUND OF FUNDS
'A' SERIES
RAIFFEISEN INVESTMENT FUND MANAGEMENT

RETURN	3 month*	6 month*	1 year	3 year	5 year	Since actually investment strategy
„A” series (HUF)	4,30%	1,92%	6,51%	11,53%	8,41%	7,24%
„F” series (EUR)	0,53%	-3,48%	0,37%	4,03%	2,81%	1,34%
„U” series (USD)	8,74%	8,73%	10,00%	7,76%	3,65%	2,55%

DEVIATION	3 month*	6 month*	1 year	3 year	5 year	Since actually investment strategy
„A” series (HUF)	10,30%	9,58%	8,08%	7,94%	8,79%	9,45%
„F” series (EUR)	10,82%	9,58%	7,88%	7,15%	6,84%	7,75%
„U” series (USD)	13,03%	11,69%	10,38%	11,80%	10,96%	11,49%

*in-year figures, not annualized.
Past performance is not guarantee of future performance.



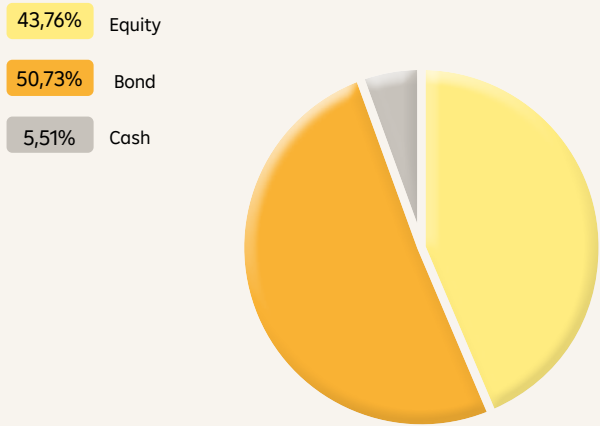
Past performance is not guarantee of future performance.
The 2025. data is not annualized.

TOP EQUITIES

NVIDIA	USA	Semiconductor manufacturing
MICROSOFT	USA	IT
APPLE	USA	IT
ALPHABET (GOOGLE)	USA	IT
2037 NÉMETORSZÁG	Németország	Bond
2034 FRANCIAORSZÁG	Franciaország	Bond
BROADCOM	USA	Semiconductor manufacturing
VISA	USA	Financial
PROCTER & GAMBLE	USA	FMCG
SERVICENOW	USA	Software

30.06.2025.

BOND AND EQUITY POSITIONS



Disclaimer
The information provided in this document is only for informative purposes, it is not complete and does not count as an offer, investment or audit counselling. Raiffeisen Investment Fund Ltd. is in no way responsible for the information, fact, news, their completeness or inaccuracies, their changes occurring in the meantime, and the consequences of its usage causing any monetary and non-monetary damage. The information, fact, news and any interpretation, explanation, observation, statement represents Raiffeisen Investment Fund Ltd.'s professional opinion at the moment of the creation of this document, it does not contain any guidance concerning future trends, any change in expectations, monetary, economical nor market conditions. Before making any investment decision, read and inform carefully about the investment policy, distributional charges and possible risks concerning the investment from the IF's Key Investor Information Document and the official Prospect, which are available at the place of distribution and on the official website of the investment fund (alapok.raiffeisen.hu). This document is considered as marketing communication according to Kbtv 4. §. (1) paragraph 55. point the manager of the funds is Raiffeisen Investment Fund Ltd., (H-EN-III-187/2015.), distributor is Raiffeisen Bank Zrt. (22/1992., member of BET - Budapest Stock Exchange).